

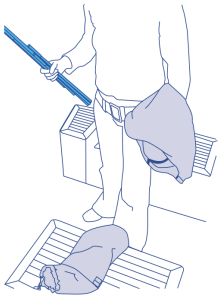


How to set up your Blue Performance Sunshade




Blue Performance cockpit and bulkhead bags are clipped on to small white hooks screwed into the boat. Bags can be removed easily for stowage.

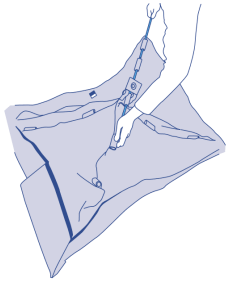
1 Unpack the sunshade and batten sections.



2 Assemble both battens.



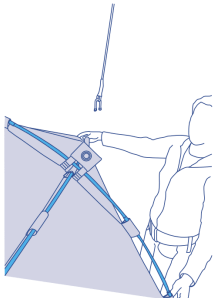
3 Guide the battens through loops and seat in each corner. Make sure the battens are crossed.



4 Tension the batten and force the tip in the corner pocket.



5 Suspend the sunshade from its centre ring with a halyard.



6 Fix its position using the corner cords attached to the railing.

