

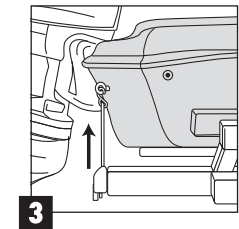
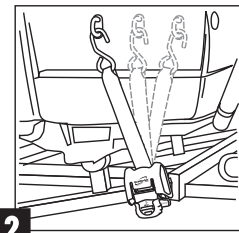
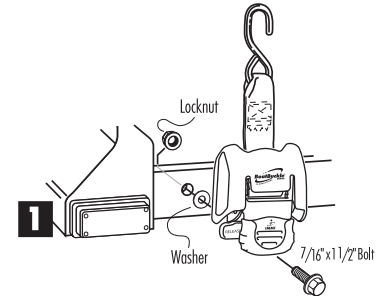
BoatBuckle®

A Brand of IMMI

BoatBuckle® G2 Transom Retractable Tie-Down System

INSTALLATION INSTRUCTIONS:

1. Use trailer's existing mounting tab, or drill 7/16" hole into trailer frame. See Cautions. Using bolt, washer and locknut provided, attach BoatBuckle to trailer frame (Fig. 1).
2. Before tightening, the BoatBuckle should be swiveled left or right to ensure a straight-line pull to the transom eye (Fig. 2). Once in line, tighten securely. Do not over tighten.
3. BoatBuckle should be mounted to trailer frame in such a position to enable the web to have as much of a straight line pull as possible (Fig. 3). Web angle should not exceed a +/- 30 degree angle (forward or back) from vertical when in use, as shown (Fig. 4).



SIMPLE OPERATING INSTRUCTIONS:

To Hook to Boat:

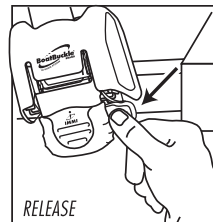
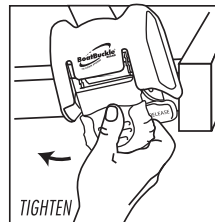
Simply extract web by pulling out on S-hook. Fasten hook to bow eye.

To Tighten:

Squeeze and lift the ratchet handle. Do not over tighten.

To Release:

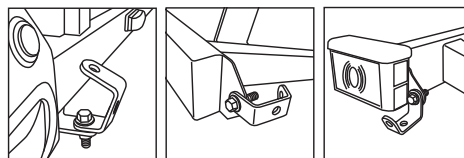
Depress the release lever. Unfasten hook from transom eye and allow web to retract.



(Both sides of the retractor spool may be lubricated, as needed.)

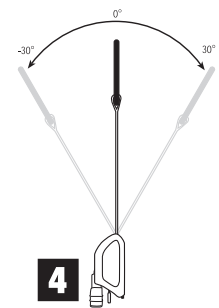
(Note:) If your trailer would force the web to exceed the recommended +/- 30 degree angle, the optional BoatBuckle Universal Mounting Bracket Kit (PN F14254) is advised to enable a more straight line pull.

The BoatBuckle Universal Mounting Bracket Kit can also be purchased separately if your trailer's existing mounting tabs do not allow the BoatBuckle to be mounted properly.



CAUTIONS

- Before drilling mounting hole, contact your trailer manufacturer to ensure safe and proper mounting locations on trailer members.
- Before mounting, be sure the tie-down point is between 12" - 41" from mounting hole. Do not mount unit otherwise.
- Mount BoatBuckle in such a manner that as much of a straight line pull on the web is achieved as possible in the forward / backward and left / right (or side to side) positions, per installation instructions. Do not exceed +/- 30 degrees (forward / backward). Failure to do so could cause damage to web and/or BoatBuckle and/or trailer frame, lessening tie-down's rated capacity.
- Do not over tighten bolt. Over tightening the bolt may deform the box channel on the trailer or BoatBuckle frame. (Maximum recommended torque: 45ft. lbs.)
- When ratcheting handle, do not over tighten. Over tightening web could exert too much leverage, potentially damaging mounting point on boat or BoatBuckle unit. Use only the buckle for tightening. If an extra lever is used, damage to the load, tie-down and possible injury to the user may result.
- Check tightness of strap after driving a short distance (not to exceed three miles) and tighten if necessary. Often a load will settle down onto a trailer after it is in motion, which will permit slack to develop in the tie-down. Check anchor points and tightness of strap every 20-30 miles and adjust as required.
- Care must be taken to keep web from coming into contact with sharp edges of the trailer or watercraft.
- Periodic inspection of this tie-down must be made to ensure that the hardware is not damaged or the webbing cut or frayed. If such a condition exists, replace the tie-down at once.
- This tie-down should only be used for its intended purpose. Any other use can be dangerous.
- IMMI recommends a winch strap, bow tie-down, and transom or gunwale tie-down all be used together to properly secure all watercraft on trailers.
- Safe working load is 1/3 of the product's rated capacity. Do not exceed safe working load for this tie-down.



IMMI provides a limited warranty, covering defects in workmanship and material for one year from date of purchase. THE DURATION OF ALL OTHER EXPRESS AND IMPLIED WARRANTIES, INCLUDING ANY IMPLIED WARRANTY OF MERCHANTABILITY OR FITNESS FOR A PURPOSE, IS LIMITED TO ONE YEAR FROM DATE OF PURCHASE. Since the application of this product is beyond IMMI's control, IMMI's liability, and the purchaser's sole remedy, relating to the installation, application, or use of this product shall be strictly limited to recovery of its purchase price, and shall under no circumstances include recovery of any other direct, indirect, or consequential damages, whether based on damage to or loss of cargo, damage to vehicle, or any other damages.

18881 U.S. 31 North • CAPE Building
P.O. Box 408 • Westfield, IN 46074-0408
(888) 937-4626 (317) 896-5821
outdoor@imminet.com • www.boatbuckle.com