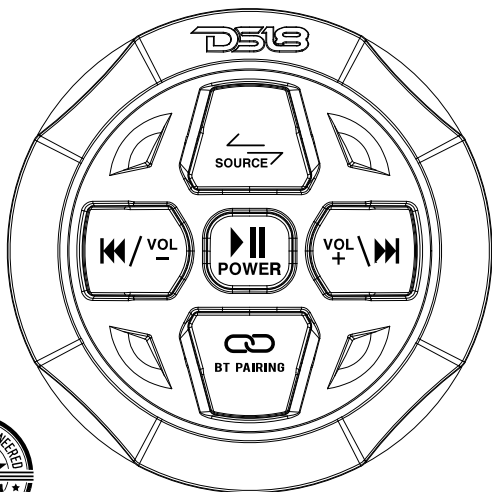


D518[®]
HYDRO

OWNER'S MANUAL
BTRC-R
WATERPROOF BT REMOTE
CONTROLLER - ROUND



BTRC-R

Congratulations on the purchase of the BTRC-R. It has been designed, engineered and manufactured for the highest level of performance and quality.

FEATURES

Waterproof universal BT remote controller.

Inputs & Outputs: USB Port

USB Charging (1A)

Two RCA Line out

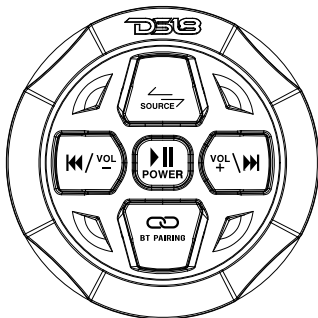
AUX Input

General: IPX6

Illuminated Controls

WHAT'S INCLUDED

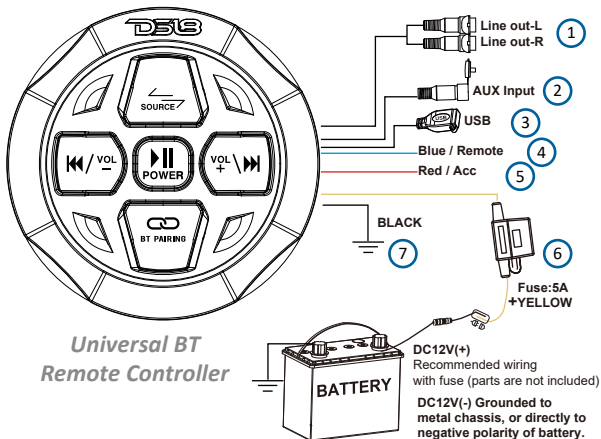
- (1) BT remote controller
- (1) 3.5mm Stereo wire



WARNING

While we have designed the mounting system to provide a safe and stable installation, it is important to remember these are objects that will be used in an environment that is extremely bumpy and turbulent. Please consider all possible scenarios where these will be placed and secured.

All specifications subject to change without notice

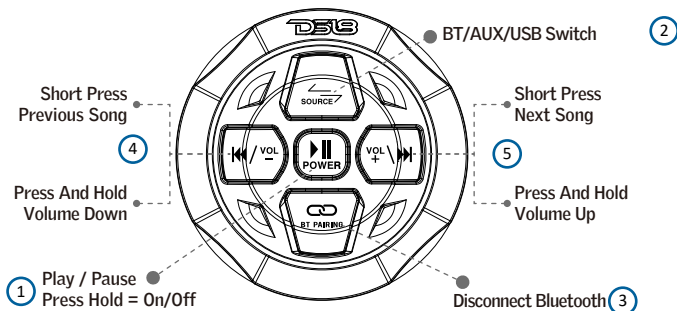







NO. OPERATIONS - CONTROLS

- 1 **RCA Pre-Output:** Audio Signal to the external amplifier (White: Left Ch, Red: Right Ch)
- 2 **3.5mm Jack Audio Input:** Analog Audio Auxiliary input using a stereo plug wire
- 3 **USB Port:** Connect a USB Drive up to 32Gb with MP3/WMA Audio files
- 4 **Blue Wire:** Remote Output, connect this to the external amplifier
- 5 **Red Wire:** ACC, connect this to an Accessory switch or a Master Switch, this allows to turn on/off the device to avoid battery from discharging when not in use
- 6 **Yellow Wire with Fuse Holder:** Power +12V, connect directly to the battery source (positive)
- 7 **Black Wire:** Negative/Ground, Connect this directly to the Negative post or chassis ground






BTRC-R

CONTROLS FUNCTION



NO	CONTROL	FUNCTION
①	 POWER	Short press for Play / Pause Long press 3 seconds for On / Off
②	 SOURCE	Short presee to switch BT / AUX In / MP3 mode
③	 BT PAIRING	Long press 3 seconds to disconnecting and repress 3 secods for reconnecting.
④	 VOL -	Short press for previous song Long press for voulme down continuously
⑤	 VOL +	Short press for next song Long press for voulme up continuously

FUNCTION DEFINITION

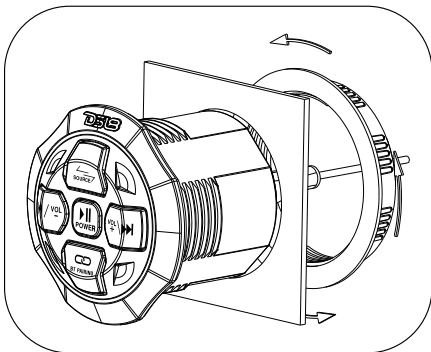
NO	CONTROL	FUNCTION	REMARK
1	 POWER	Power On/Off: Long press 3 seconds. When playing music, short press for play/pause. Priority access to BT searching after turning on the power, the background light flashes quickly, waiting for BT connection. When it is in pause, the background light flashes slowly.	
2	 / VOL -	When play the music in BT & USB mode, short press for the previous song; long press for the volume continuously down.	
3	VOL + 	When play the music in BT & USB mode, short press for the next song; long press for the volume continuously up, there is a beep when the volume is at its maximum, and it will keep beeping if keep pressing.	
4	 SOURCE	Switching sources mode, short press for switching Aux In / USB / BT. BT: The background light flashes quickly when searching, and it flashes slowly after connected, and paused at the same time. Aux In: The background light is always on, and the light flashes slowly when you press pause. USB: The background light is always on and play music directly, and the light flashes slowly when you press pause.	Each time you switch the sources mode, you must set the volume back to 1/3 of the total volume by default
5	 BT PAIRING	BT: Long press for 3 seconds to disconnect the current device connection, long press 3 seconds again to connect to it back.	
6	BT Connection	When BT is connected, the blue light will always be on, and the volume synchronized with the phone. BT device name: "DS18-BTRC"	
7	Auto connect function	BT will be disconnected if exceed the receiving range. The background light flashes quickly when BT is in searching situation, and waiting for connection. When the device returns to the range, it will automatically be reconnected. After connected, the BT light will flash slowly, waiting for playback. While the device is not in range, other devices can connect to BT.	

Note: Fast flashing: every 0.25 seconds Slow flashing: every 0.5 seconds

BTRC-R

INSTALLATION

SEAMLESS FLUSH MOUNT



MEASUREMENTS:

Overall Diameter:	3.7" / 96mm
Overall Depth:	2.43" / 61.9mm
Mounting Hole Diameter: ...	2.87" / 73mm
Mounting Depth:	1.85" / 47mm

SPECIFICATIONS:

Frequency response:	20Hz-20Khz
Signal to noise ratio:	≅ 80dB
T.H.D:	≅ 0.1%
Channel Separation:	≅ 60dB
Power:	DC 12V-14.4V
BT Wireless:	Ver. 5.0
RCA Line Out (Pre-Amp):	1 Pair (Left & Right) 2.5Volts
Aux Line Input:	Plug 3.5mm
Remote Out:	200mA
USB Player:	4Ft Extension Cord



FOR MORE INFORMATION
PLEASE VISIT
DS18.COM

WE LIKE IT LOUD



DS18[®]

The DS18 logo is positioned at the bottom right of the page. It features a stylized, thick black horizontal line that starts with a sharp, upward-pointing diagonal cut on the left side. The logo itself consists of the letters "DS18" in a bold, blocky, sans-serif font, with a registered trademark symbol (®) to the upper right of the number "8".