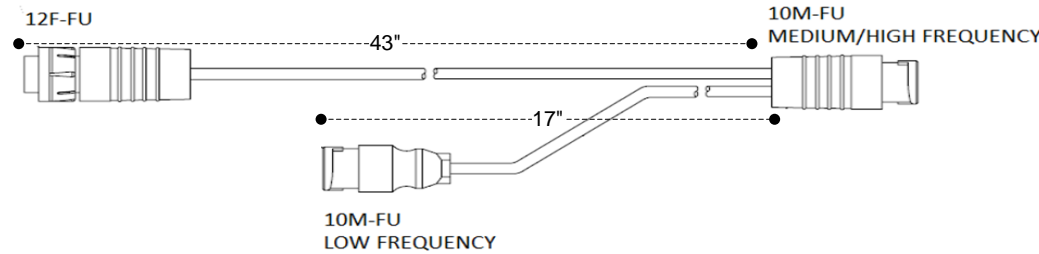


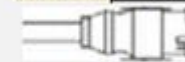
AIR-040-406-10

TZtouch3 Transducer Y-CABLE, 12Pin TO 2ea 10Pin

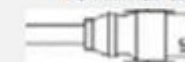



TZT3 - FURUNO	Airmar	12F-FU	Airmar Colours
+12V		1	NC Red
XDR_CH0_P	High Freq +VE [Depth]	2	M/H Frequency 8 Blue
XDR_CH0_M	High Freq -VE [Depth]	3	M/H Frequency 10 Black
TEMP 0V	Ground OVERALL SHIELD	4	M/H Frequency 3 Outer Bare
TEMP	Thermistor [TEMP]	5	M/H Frequency 4 White
XDR-CH1_P	Low Freq +VE [Depth]	6	L Frequency 8 Blue/White
XDR-CH1_M	Low Freq -VE [Depth]	7	L Frequency 10 Black/White
SPD		8	NC Green
TD-ID	XIDT	9	NC Orange
SPD 0V TD-ID 0V ST_SHIELD	Thermistor [TEMP] & XID GROUND	10	M/H Frequency 7 Brown
XDR_CH0_SHIELD	DEPTH SHIELD	11	M/H Frequency 9 Inner Bare_CH0
XDR_CH1_SHIELD	DEPTH SHIELD	12	L Frequency 9 Inner Bare_CH1

10M-FU	M/H Frequency FURUNO	Airmar
1	SPD_XDR	
2	+12V	
3	SPD/TD_ID_0V	OUTER SHIELD & XID GROUND
4	TEMP_XDR	Thermistor [TEMP]
5	TD_ID_XDR	XID
6	NC	
7	TEMP_0V	Thermistor [TEMP]
8	XDR_P	+VE [Depth]
9	XDR SHIELD	SHIELD [Depth]
10	XDR_M	-VE [Depth]



To Airmar CHIRP Transducer



To Airmar CHIRP Transducer

10M-FU	L Frequency FURUNO	Airmar
1	SPD_XDR	
2	+12V	
3	SPD/TD_ID_0V	OUTER SHIELD & XID GROUND
4	TEMP_XDR	Thermistor [TEMP]
5	TD_ID_XDR	XID
6	NC	
7	TEMP_0V	Thermistor [TEMP]
8	XDR_P	+VE [Depth]
9	XDR SHIELD	SHIELD [Depth]
10	XDR_M	-VE [Depth]

Connector pin assignments:

Connector Pin	Wire Color
12	Drain Group 1 (24AWG)
11	Drain Group 2 (24AWG)
10	Brown(24AWG)
9	Orange (24AWG)
8	N/C
7	Black/White Group 1 (22AWG)
6	Blue/White Group 1 (22AWG)
5	White (24AWG)
4	Drain (24AWG)
3	Black Group 2 (22AWG)
2	Blue Group 2 (22AWG)
1	N/C

