

TALON

MOUNTING AND ADAPTER BRACKETS

Just like Talon locks you to your spot in the water, our mounting and adapter brackets keep Talon locked on your boat in any condition. Unparalleled strength combined with an innovative modular design, so it's easy to select the right mount and get Talon rigged up on any boat.

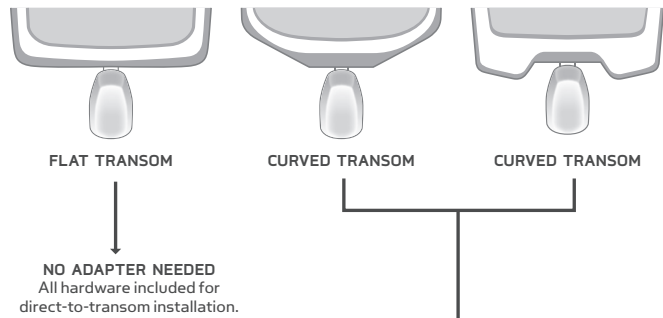


CHOOSING YOUR BRACKET

Selecting the right Talon bracket is as easy as 1-2...well that's it. Just answer these two questions to find the bracket you need.

1 DO YOU NEED AN ADAPTER BRACKET?

This depends on whether you have a flat or curved transom. If you have a flat transom, we recommend mounting Talon directly to it (all hardware is included for this) without an adapter bracket. If you have a curved transom, you'll need an adapter bracket.



2 IF YOU DO NEED A BRACKET, WHICH KIND?

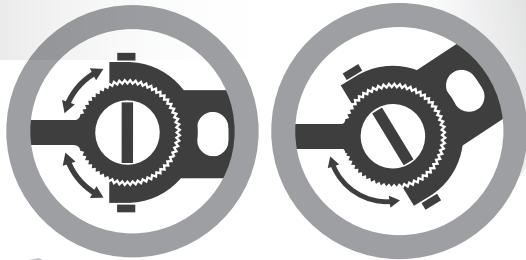
There are two types of Talon adapter brackets: Jack Plate and Sandwich-Style.

Side-Mounted Jack Plate Adapter Brackets

Mount Talon directly to the side of your jack plate, on either the port or starboard side of your boat.

Sandwich-Style Adapter Brackets

Mount Talon between your jack plate and transom OR between the outboard and transom, on either the port or starboard side of your boat.




FULLY ADJUSTABLE BRACKETS

With a universal design that fits any transom, our brackets can be adjusted and tweaked to the perfect orientation. And once you've got Talon where you want it, interlocking teeth clamp down to lock it into place.



JACK PLATE ADAPTER BRACKET



SANDWICH-STYLE ADAPTER BRACKET

TALON AND HUMMINBIRD 360° DUAL MOUNT EXTENSION PLATE**

If you want to mount a Talon and a Humminbird 360° on the same bracket, you'll need our Dual Mount Extension Plate accessory.



**Only compatible with new Universal Modular Adapter Brackets.

ITEM #	UNIVERSAL MODULAR ADAPTER BRACKETS	SETBACK	PORT/STARBOARD
1810300	Talon/Humminbird 360° Side-Mounted Jack Plate*	Variable	Port/Starboard
1810302	Talon/Humminbird 360° Sandwich-Style** - Port	Variable	Port
1810303	Talon/Humminbird 360° Sandwich-Style** - Starboard	Variable	Starboard

*Minn Kota Talon Side-Mounted Jack Plate Adapter Brackets include hardware for Atlas hydraulic, Z-Lock manual, and Slidemaster manual jack plates. Not all jack plates are equipped with mounting holes to accept side mount adapter brackets. Drilling holes to accept side mount adapter brackets may void your manufacturer's warranty. Minn Kota is not responsible for damage that may result.

OTHER TALON MOUNTING ACCESSORIES

ITEM #	DESCRIPTION	SETBACK	PORT/STARBOARD
1810210	Talon Spacer Block Kit***	NA	Both
1810211	Talon BMS Spacer Block Kit – for sandwich mounting between outboard and jack plate	NA	Both
1810212	Talon BMS Side Shim Kit – fills recess gap on side of BMS jack plate; for jack plate mounting	NA	Both
1810220	Setback Bracket, 6" – for direct mount installations only	6"	Both
1810237	Talon and Humminbird 360° Dual Mount Extension Plate*	NA	Both

***NOTE: Some earlier Atlas hydraulic jack plates do not have mounting holes drilled from the factory. Jack plates without mounting holes will have to be drilled and may require part #1810210 spacer block kit.



ADDED SECURITY

All mounting and adapter brackets carry a five-year warranty.