


Pacer

Panel Blanks

Pacer panel blanks handle the toughest conditions. A-frame breaker panels are cut from durable 3/16" black lexan. The cutouts are made so that they fit standard A-frame breakers. We spaced the breaker openings specifically for breaker bus bars. Contura switch and breaker panel blanks fit standard contura switches. We sized the cutouts so that they hold standard 3/8" push to reset breakers. To help you know which breakers to use, choose from 658 or 45 series breakers. Contura switch panel blanks have been made from 0.090" thick 5052 H32 marine grade aluminum alloy.



Construction

Built from either high-quality Lexan or 5052 H32 marine grade aluminum

Benefits



Pre-cut holes



Highly Durable



Multiple finishes



Multiple options



Field serviceable



Designed for marine use

Pacer is a Proud Member of:



Body Styles



Contura switch and breaker panel blanks




A-frame breaker panel blanks



Contura switch panel blanks



CONTURA SWITCH PANEL BLANKS




PSC-31WH


PART NUMBER	POSITIONS	ROWS	WIDTH (Inches)	HEIGHT (Inches)	AVAILABLE COLOR
PSC-11	1	1	1.750	2.750	BK, WH
PSC-21	2	1	3.000	2.750	BK, WH
PSC-22	4	2	3.000	4.750	BK, WH
PSC-31	3	1	4.250	2.750	BK, WH
PSC-41	4	1	5.500	2.750	BK, WH
PSC-61	6	1	8.000	2.750	BK, WH
PSC-81	8	1	10.500	2.750	BK, WH

FEATURES: *Cut from .090 thick 5052 H32 marine grade aluminum alloy for maximum durability. *Powder coated on all sides for the highest durability

CONTURA SWITCH & BREAKER PANEL BLANKS



PSBC-31BK




PSBC-41WH

PART NUMBER	POSITIONS	ROWS	WIDTH (Inches)	HEIGHT (Inches)	AVAILABLE COLOR
PSBC-11	1	1	1.750	4.250	BK, WH
PSBC-21	2	1	3.000	4.250	BK, WH
PSBC-31	3	1	4.250	4.250	BK, WH
PSBC-41	4	1	5.500	4.250	BK, WH
PSBC-61	6	1	8.000	4.250	BK, WH
PSBC-81	8	1	10.500	4.250	BK, WH
PSBC-22	4	2	3.000	7.826	BK, WH
PSBC-32	6	2	4.250	7.826	BK, WH
PSBC-42	8	2	5.500	7.826	BK, WH
PSBC-62	12	2	8.000	7.826	BK, WH
PSBC-82	16	2	10.500	7.826	BK, WH

FEATURES: *Cutouts fit standard Contura switches *See page 75 for selection *Cutouts for standard 3/8 push to reset breakers. *Choose from 658 or 45 series

A-FRAME BREAKER PANEL BLANKS



EP-BRK-6

PART NUMBER	A-FRAME POSITIONS	WIDTH (Inches)	HEIGHT (Inches)
EP-BRK-1	1	3.500	3.500
EP-BRK-2	2	3.500	3.500
EP-BRK-3	3	5.375	6.000
EP-BRK-4	4	5.375	6.000
EP-BRK-6	6	5.375	6.000

FEATURES: *Made from durable 3/16 black Lexan *Cutouts fit standard A-frame breakers.
*Uses screw EGF-6-32-375 to mount breakers to panel Sold separately.
*Breaker openings spaced for breaker bus bars

All Pacer panel blanks are built for manufacturers and everyday boaters alike. Whether you are looking at enhance production at your facility or just change out a panel on your personal boat, these are the highest quality panel blanks you will find. Built to handle the toughest marine conditions out there, these are the panel blanks that the professionals turn to. Each type of panel blank is built to handle a specific type of breaker and that affects that way they are built. We take every step possible to make the installation process as simple as it can be.