



Panther XPS GEN 2 Power Steering

Part# 109600



www.pantherxps.com

The new Panther Power Steering is designed specially for pontoons and can be installed anywhere a single cable steering system is used



Meets ABYC Standards



Locate a space to mount the pump and accumulator that has enough room to route hoses and wiring. The most popular area to mount the pump and accumulator is in a compartment under the seats near the back of the pontoon. Benefits of mounting near the back are:


- Close to the outboard motor
- Close to the battery
- Shorter hose length
- Less Panther Power Steering Fluid
- (Hoses longer than 8' require additional steering fluid)

Measure the distance between the pump and outboard motor to determine the hose length needed.

Note: The minimum bend radius for the hoses is 2"




Use the 4 drilled and tapped holes in the front of the motor to bolt on the 10-9119 cylinder mounting bracket
Note: Different motor brands use different bolt threads.
Mercury and Honda use 10-0191 ¼-28 threaded bolts
Yamaha and Suzuki use 10-0217 6MM threaded bolts



- 1- 10-9119 Cylinder mounting bracket qty1
- 2- 10-0193 Locking tabs qty-2
- 3- Bolts qty-4 (10-0191 10-0217)

Torque the 4 mounting bolts to 110 inch Lbs.
After torqueing bolts fold over corners of locking tabs to lock bolts in place.




1- 10-9420 Cylinder qty-1

2- 10-0192 ¼-28 locking nuts qty-4

3- 10-0228 Cylinder support bracket qty-1

Torque 10-0192 lock nuts to 110 inch lbs.




Cylinder actuator arm

- 1- 3/8-24 low profile locking nut
- 2- .63OD x .39ID x .062 washer
- 3- .75OD x .39ID x .032 washer
- 4- 10-9130 Shoulder bolt
- 5- Steering cable
- 6- 3/8-24 standard locking nut
- 7-.63OD x .39ID x .062 washer qty-2
- 8-10-9032 cable link arm



10-9130


It is critical that the .75OD x .39ID x .032 washer (detail #3) is installed between the cylinder actuator arm and the 10-9032 cable link arm. Note: failure to install washer properly will result in binding and will increase steering effort.



- 1- 10-9029 motor linkage qty-1
- 2- 10-9026 Half bushing qty-4
- 3- 10-9031 Nylatron washer qty-4
- 4- .750D x 39ID x .032 washer qty-2
- 5- 3/8-24 x 1-1/4" bolt ss qty-1
- 6- 3/8-24 low profile lock nut qty-1
- 7- 3/8-24 standard lock nut qty-1



Note: Use the .750D x .39ID x .062, .750D x .39ID x .031 washers under the 10-9029 motor link if "necessary" to eliminate any binding caused from any tolerance misalignment.



Accumulator hose connections

1- 5/16" Return hose connection Torque to 30 Ft Lbs.

2- 1/4" High pressure hose connections Torque to 16 Ft Lbs.

3- 10-3034 Accumulator

4- 10-0210 Pump


Cylinder hose connections

1- 5/16" Return hose connection Torque to 30 Ft Lbs.

2- 1/4" High pressure hose connection Torque to 16 Ft Lbs.

3- 10-9420 Cylinder





- 1- 30 AMP Ignition protected fuse
- 2- 10 Gauge Red positive battery wire
- 3- 10 Gauge Black negative battery wire
- 4- 16 Gauge Purple Ignition wire
- 5- 10-0178 Relay
- 6- Pump wire harness quick disconnect

Once you completed the electrical, motor linkage and hose installation it is time to fill the power steering fluid reservoir.

- Remove the yellow cap
- Fill the reservoir using 10-0205 Panther power steering fluid.
- Replace the yellow cap
- Power the system up

Note: The system is self priming. No need to bleed system

- Turn the steering wheel in both directions


Note: Steering effort should not be more then fingertip.

If the steering effort is more then fingertip inspect the motor linkage for any binding and adjust accordingly using the washers (refer to slide 8)

- Once the system has purged turn power off
- Remove yellow cap
- Check the power steering fluid level.

Note: The power steering fluid level should be approx. 1/2" from the top of the reservoir. If the reservoir is completely full it could overflow when the cylinder is fully retracted.

- Top off the power steering fluid if needed.
- Power the system up
- Check all connections for any leaks



Power Steering fluid Reservoir



10-0205 Panther Power steering fluid

