

D-SS[®] PRO

One of RIGID's most versatile, compact lighting solutions just got better with the RIGID D-SS PRO, Dually Side Shooter LED pod. Perfect for any application that requires a wide spread beam, including A-Pillars, Fog Lights, and motorcycle applications. The D-SS PRO incorporates powerful optics and recently improved LED technology for greater output with the added benefit of additional LEDs aimed to the side for a much broader beam. The D-SS PRO packs a powerful punch up to 7,920 lumens depending on the optics chosen. The D-SS fixtures boast up to 120-degrees of horizontal lighting coverage when used in pairs or when used in the single light applications. The main forward-facing LEDs are available with RIGID's advanced Flood, Spot, or Driving optics, so there's a D-SS PRO lighting solution for nearly any application. The D-SS PRO LED lights are available in pairs with three side-shooting LEDs on one side of each fixture, or in single applications with a pair of side-shooting LEDs on both sides of the fixture. Only RIGID provides a broad, powerful lighting solution in such a compact package.

RIGID's D-SS PRO lights are also available with a durable white finish. Though suitable for marine applications, RIGID's white lighting products are perfect for use anywhere an alternative to black is desired. The distinctive white is a durable UV-resistant powder coated finish with an additional chromate conversion coating for superior corrosion resistance. They feature the same legendary lighting technology and superior build quality as the rest of RIGID's lighting products, providing reliable and efficient lighting on demand.

120° LIGHT
COVERAGE





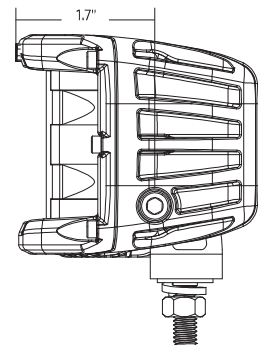
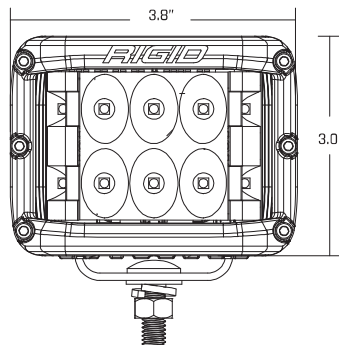
FEATURES

- Up to 50,000+ Hour Lifespan
- 9-36 V DC
- Durable UV Polyester Powder Coat
- GORE® Pressure Equalizing Vent
- Harness & Switch Included
- High-Grade Aluminum Alloy Heatsink
- Integrated Thermal Management System
- Impact Resistant Polycarbonate Lens
- IP68 Compliant - Dust / Water Ingress
- Mounting Brackets Included
- Over / Under Voltage Protection
- Operating Temp -40° F ~ +145° F / -40° C ~ +60° C
- Protected Against RFI / EMI
- Patented Technology
- Reverse Polarity Protection
- RoHS Compliant
- SAE J575 Compliant - Shock / Vibration
- Waterproof Deutsch Connector

DIMENSIONS & MOUNTS



SURFACE MOUNT



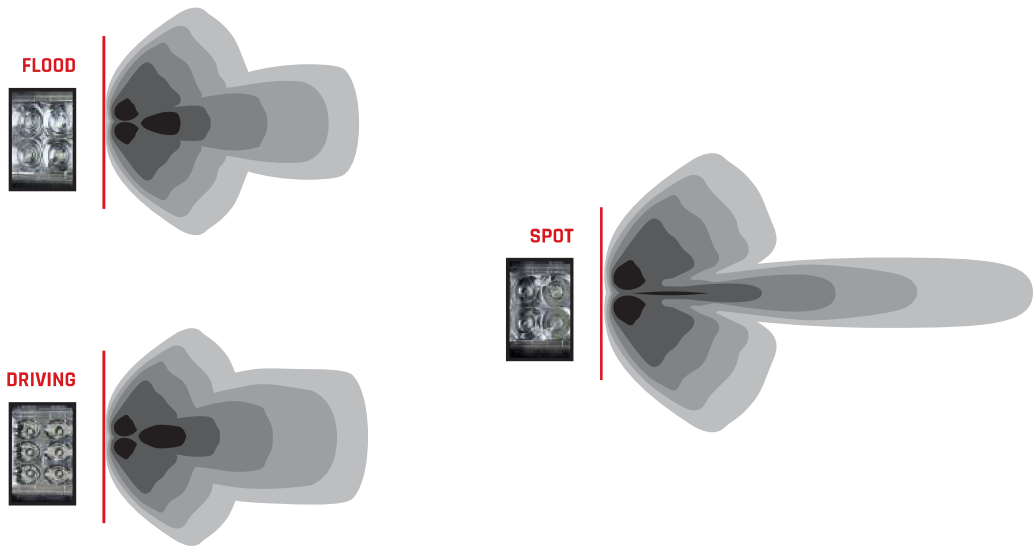
WHAT BEAM
PATTERN WILL
SUIT MY NEEDS
THE BEST?



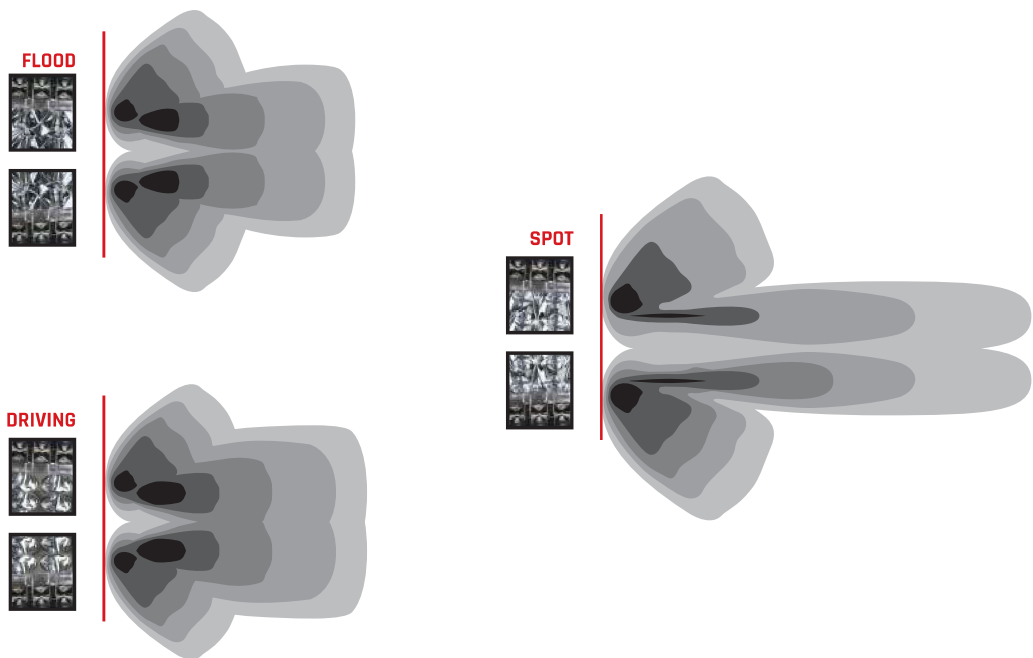
BEAM PATTERNS

Our custom designed graphs are intended to illustrate the beam patterns that our optics produce. First, consider what type of application the light is needed for and then choose what beam pattern best suits your needs. Each beam pattern varies depending on the optic or optic combination you choose. Once you know which beam pattern best suits your needs, refer to the specifications table (A, B, C) to determine how much LUX output you need and which product will best suit your application.

SINGLES



PAIRS



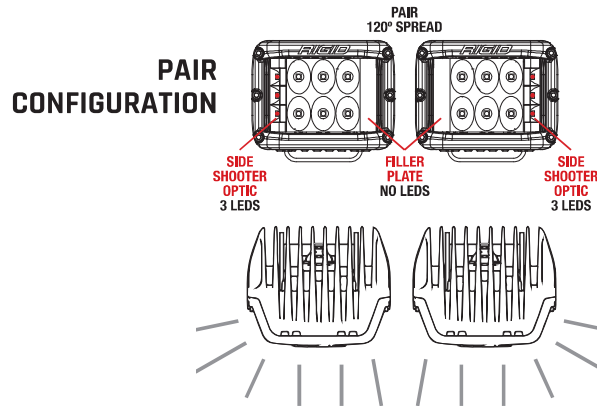
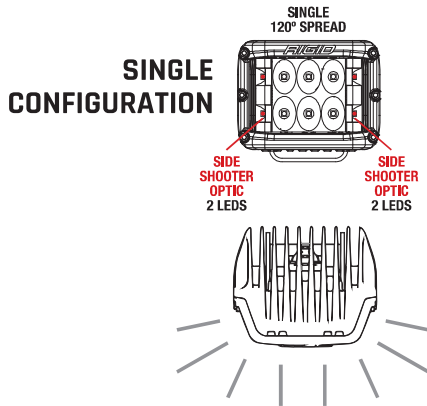
HOW MUCH
OUTPUT DO
I NEED?

A = LUX AT 10 METERS
B = BEAM DISTANCE (m) WITH 1 LUX
C = BEAM DISTANCE (m) WITH .25 LUX

SINGLES

SINGLES / SPECIFICATIONS

	MOUNT	BLACK SINGLE	WHITE SINGLE	WT. (LBS.)	WATTS	AMP DRAW @14VDC	LEDs	*RAW LUMENS	A	B	C	**PEAK BEAM INTENSITY(cd)
FLOOD	SM	261113	861113	1.22	54	3.86	8	6336	60	77	155	6070
SPOT	SM	261213	861213	1.22	54	3.86	8	6336	652	255	510	65241
DRIVING	SM	261313	861313	1.22	57	4.07	10	7920	219	148	296	21936



PAIRS

SPECIFICATIONS ARE DISPLAYED PER SINGLE LIGHT

PAIRS / SPECIFICATIONS

	MOUNT	BLACK PAIR	WHITE PAIR	WT. (LBS.)	WATTS	AMP DRAW @14VDC	LEDs	*RAW LUMENS	A	B	C	**PEAK BEAM INTENSITY(cd)
FLOOD	SM	262113	862113	2.44	47	3.36	7	5544	71	84	168	7129
SPOT	SM	262213	862213	2.44	47	3.36	7	5544	652	255	510	65241
DRIVING	SM	262313	862313	2.44	72	5.14	9	7128	281	167	335	28108

* Raw Lumens is based on LED manufacturer specifications. **Distance with .25 lux and Peak Beam Intensity are tested using ANSI/NEMA FL standards. (SM) = Surface Mount



LIGHTS COME WITH

- Lights come as Singles or Pairs
- Mounting Hardware
- Stainless Steel, U-Shape Bracket
- Harness w/Switch
- Deutsch Connector