

The simplest and most innovative design in quick release technology is field-proven world wide.



TOGGLE RELEASE TECHNOLOGY

**FEATURING:**

- Perpendicular or parallel release directions.
- Hitch-pin lock for device locking safety.
- Computer generated parts precision-cut from aerospace stainless steel plate.
- Low friction, low effort, lanyard release for maximum user safety.
- No springs.

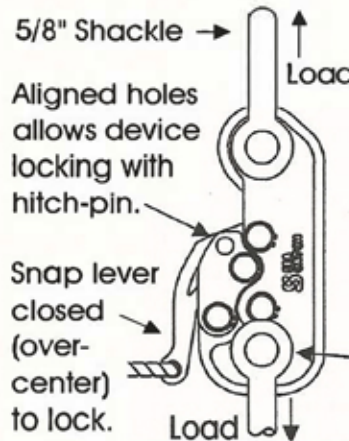
**TR7 SPECIFICATIONS:**

- Dimensions: 3-3/4" x 1" x 6-5/8"
- Weight: 4 lbs.
- Certified break load: 35,210 lbs.
- Capacity (5:1): 7,042 lbs.

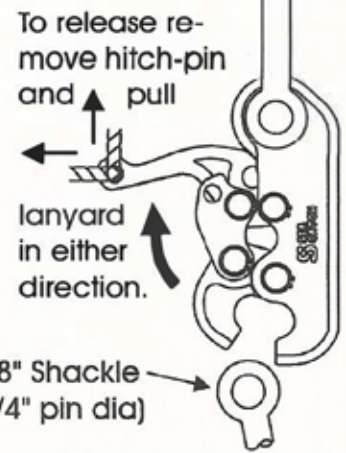


The Sea Catch Toggle Release TR7

**LOCKED:**

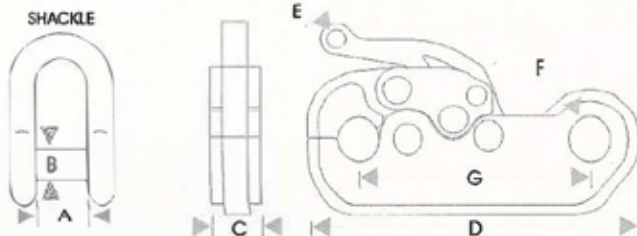


**RELEASED:**



Available Models and Specifications (note - products are constantly being improved. The designs, dimensions, capacities and weights are subject to variation):

Mod.	Shackle Size (in)	A in(mm)	B	C	D	E	F	G	SW Load lb (sh ton)	Break Ld. lb (sh ton)	Weight lb (kg)
TR3	1/4	.47 (11.93)	.31 (7.87)	.41 (10.41)	2.85 (73.39)	.18 (4.57)	.37 (9.39)	1.96 (49.78)	1,302 (.65)	6,510 (3.2)	.31 (.14)
TR5	7/16	.75 (19.05)	.50 (12.7)	.69 (17.52)	4.5 (114.3)	.25 (6.35)	.55 (13.97)	3.13 (79.50)	3,323 (1.6)	16,618 (8.3)	1.3 (.58)
TR7	5/8	1.06 (26.92)	.75 (19.05)	1 (25.40)	6.62 (168.14)	.38 (9.65)	.81 (20.57)	4.56 (115.82)	7,042 (3.52)	35,210 (17.6)	4 (1.81)
TR8	3/4	1.25 (31.75)	.87 (22.09)	1.19 (30.22)	7.68 (195.07)	.43 (10.92)	.93 (23.62)	5.53 (140.46)	9,574 (4.78)	47,870 (23.93)	6.3 (2.85)
TR10	1	1.69 (42.92)	1.13 (28.70)	1.63 (41.40)	9.75 (247.65)	.56 (14.22)	1.21 (30.73)	6.87 (174.49)	15,840 (7.92)	79,200 (39.6)	12.5 (5.67)
TR11	1-3/8	2.25 (57.15)	1.50 (38.1)	2.12 (53.84)	13.15 (334.01)	.75 (19.05)	1.63 (41.40)	9.15 (232.41)	28,000 (14)	140,000 (70)	32 (14.5)
TR12	1-1/2	2.38 (60.45)	1.62 (41.14)	2.25 (57.15)	14.25 (361.95)	.81 (20.57)	1.78 (45.21)	9.92 (251.96)	32,860 (16.43)	164,300 (82.15)	40 (18.14)
TR15	1-3/4	2.88 (73.15)	2 (50.8)	2.75 (69.85)	17.56 (446.02)	1 (25.4)	2.16 (54.86)	12.21 (310.13)	50,200 (25.1)	251,000 (125.5)	69 (31.29)
TR16	2	3.25 (82.55)	2.25 (57.15)	3.13 (79.5)	19.73 (501.14)	1.12 (28.44)	2.46 (62.48)	13.75 (349.25)	63,380 (31.69)	316,900 (158.45)	108 (48.98)
TR17	2-1/2	4.15 (104.90)	2.75 (69.85)	3.88 (98.55)	24.13 (612.90)	1.37 (34.79)	3.01 (76.45)	16.81 (426.97)	94,740 (47.37)	473,700 (236.85)	197 (89.35)
TR18	3	5 (127)	3.25 (82.55)	4.75 (120.65)	30.79 (782.06)	1.75 (44.45)	3.85 (97.79)	21.43 (544.32)	154,240 (77.12)	771,200 (385.6)	360 (163.2)



Larger units: Call for details.

**Warnings!!**  
 Improper use of this device may cause injury. Hitch-pin must be used to prevent inadvertent release. Stay clear of objects released under load. Do not exceed load capacity of this device. Periodic inspection of device is advised. Pivot pins may require lubrication.