

ACCESS HARDWARE

MP Polar · Push-to-Close Latch

B



- Suitable for applications with soft-close-drawer runners
- Sleek style and design provides a clean look
- Simple operation for interior applications only

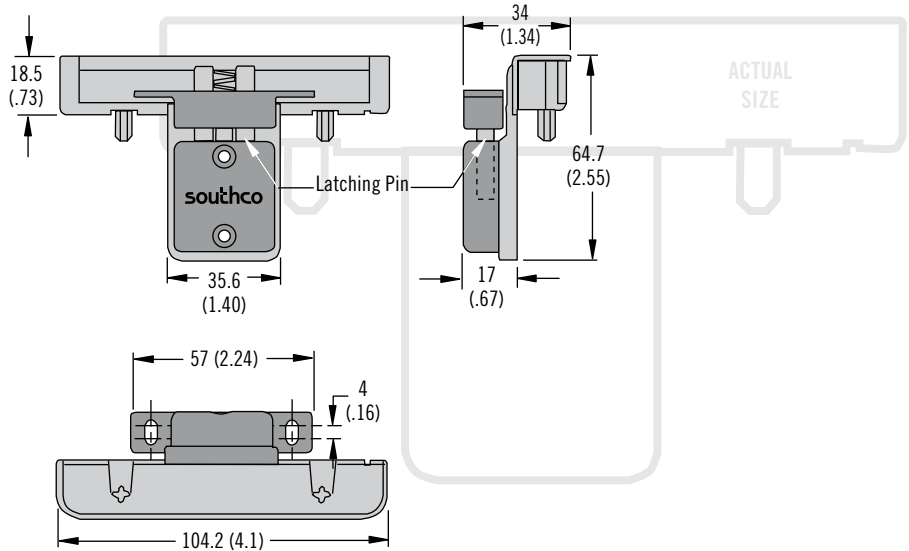
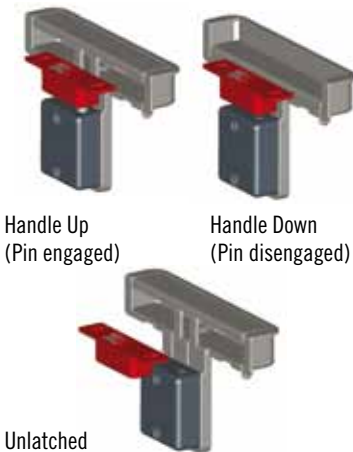
Material and Finish:

Drawer cup: ABS, Handle: PC/ABS, see part number table for finish
 Latch housing: Nylon black
 Keeper body & rocker arm: Glass filled nylon black
 Latching Pin: Die cast zinc chrome plated
 Springs: 302 stainless steel passivated
 Magnets: Neodymium iron boron nickel plated
 Screws (4 supplied): Stainless steel black

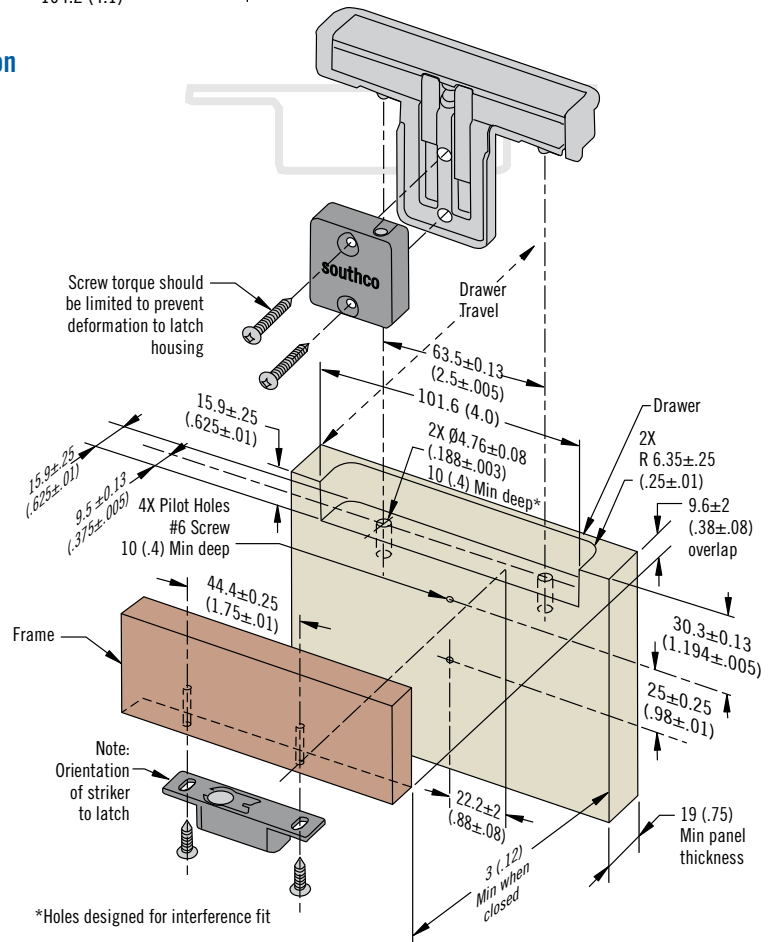
Performance Detail:

Max. static load: 545 N (122 lbs)

Operation



Panel Preparation



MP - 04 - 33 - **F**

F Finish

- 11 Polished chrome
- 22 Satin chrome

- 44 Polished brass
- 55 Black



www.southco.com/MP

Dimensions in millimeters (inch) unless otherwise stated

