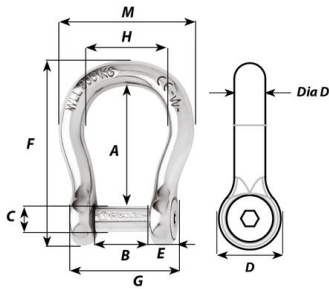


Self-locking allen head pin bow shackle - Dia 10 mm

Part #1345





Description

Self-locking twisted shackle with allen head pin forged in grade 316L stainless steel
The pin is locked into one of the indentations
The head of the pin does not stick out from the shackle body and thus eliminates any risk of snagging
No risks of loose due to vibrations
Outstanding working and breaking loads
WLL: only for industrial applications (lifting i.e...)
CE marking and batch number



Applications

Ideal to link chain and anchor
On the halyard, avoids to damage the sails
To be used when the clutter is reduced
To be used when ample room is required

Technical information

Materials	316 stainless steel grade
 Working load (lb)	3170
 WLL (lb)	1890
Breaking load (lb)	9470
Weight (lb)	0.293
A (inch)	1 27/32"
B (inch)	25/32"
C (inch)	25/64"
D (inch)	25/32"
D diameter (inch)	25/64"
E (inch)	23/64"
F (inch)	1 17/64"
M (inch)	2 3/64"

Caption

-  Working load (WL) : for nautical applications
-  Working Load Limit (WLL): for industrial applications only.
The safety factor is 5 times the breaking load.
WLL = Breaking load / 5

Wichard strives to ensure, to the best of its ability, the accuracy and the update of the information disseminated on this document, and reserves the right to correct at any time and without notice the content, as well as to evolve its products.

In the case of an industrial application, please contact our sales and technical department to validate the use of these products. The request for certificates can be made directly with the sales department when ordering the products.

Non-contractual pictures.